





# Bring individuality into focus

**A home is full of personal touches**—things that reflect the people living there. At JELD-WEN, we create our Custom Carved interior doors to do just that. In addition to our many standard designs, we can create nearly any custom door you can imagine. These doors have a clean look and precise detailing that also makes them an excellent choice for light commercial projects. They are available in over 100 designs and come in various styles including passage, pocket, bifold and bypass. Door sizes are 6'8" to 8'0" in height and 1'0" to 3'0" in width.

## Table of Contents

Custom Carved Door Options . . . . .	4
Aesthetic Options . . . . .	10
Standard Door Designs . . . . .	12
Installation, Care and Maintenance . . . . .	16
Warranty . . . . .	17



In any application, you can count on these doors to be durable, worry-free and remarkably reliable. Our industry-leading 5-year warranty guarantees it.

For complete warranty information and to find a Custom Carved interior door dealer near you, please visit [www.jeld-wen.com](http://www.jeld-wen.com).

For the complete line of JELD-WEN® windows and doors, visit us online at [www.jeld-wen.com](http://www.jeld-wen.com).

# Variety is captivating . . .

We've brought together a sampling of Custom Carved interior doors to show you the broad range of standard styles we offer\*, as well as what's possible with our custom capabilities. The combination of door design,

panel profile and sticking (or raised moulding) you choose will provide a unique look; for additional distinction, select door designs are available with custom art, including company logos or text.

## Available type styles

*(Number of letters is limited to the size of the door you choose)*

ABCDABCDAB

Font 1: Handel Gothic

ABCDABCDABCDAB

Font 2: Polka



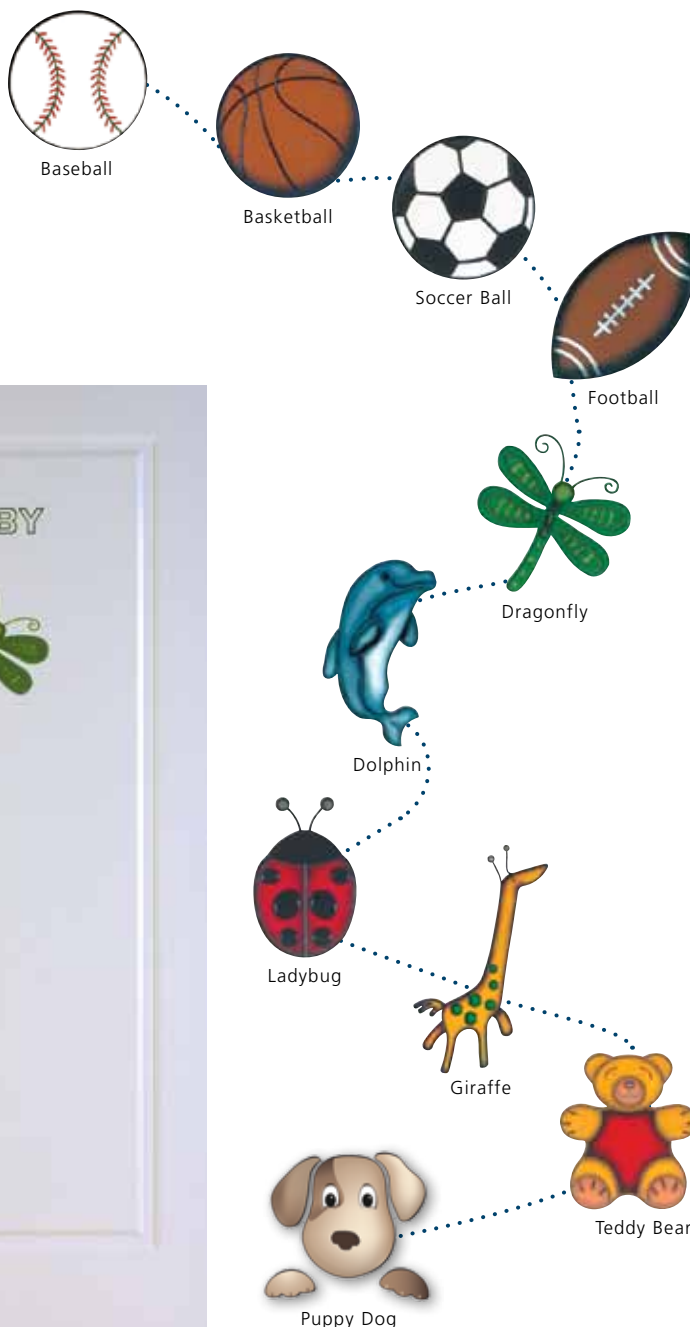
Primed door



Custom painted door

## Select your Custom Graphic

*(Graphic measurements will be standard for all doors)*



For more information on customization, contact your local dealer.  
Please note, all doors, including custom designs, come primed and will need to be painted.  
\*Review over 100 standard designs on pages 12-13.





# Smartly built, precisely designed

Every Custom Carved interior door begins with refined medium density fiberboard (MDF) that's carefully buffed for a visually appealing, smooth finish. The doors feature finger-jointed pine stiles, for added durability and screw holding strength. The door feels solid, yet it has a lightweight core that makes installation easy.

## Router technology

Designs are carved into our doors with superior router technology. This makes nearly any design possible, while also creating an exceptionally detailed and polished appearance.

## Fire and sound ratings

Our Custom Carved interior doors offer fire protection and superior sound reduction. Raised panel doors come with a 20-minute fire rating option (for true fire protection, use with certified frames and hardware). Please check with your supplier for availability. They also have an STC rating of up to 33. That means the doors provide up to 50 percent more sound reduction than a flush, hollow core door.

## Bifold doors

JELD-WEN is pleased to offer a large selection of Custom Carved bifold interior doors. So you can now choose a matching design for all your interior doors, whether they're for passages, closets or smaller spaces like laundry rooms. Size availability varies; please see your local dealer or visit [jeld-wen.com/architecturaltoolbox](http://jeld-wen.com/architecturaltoolbox) for complete details.














# Anything for you


How do you customize these doors? First, select a door design. Next, choose a panel profile. Then select sticking and/or raised moulding. Panel profiles, sticking and raised moulding increase visual interest, with each option providing its own distinctive look. For example, flat panels provide a Craftsman look, while raised moulding

is appropriate for Colonial or Victorian homes. A panel profile is the dimensional detail design of a panel; sticking refers to the detail around the perimeter of the panel. A few examples of how you can use the options for a customized look are shown here.

## Sticking and Panel Profiles




OG sticking with flat panel



Square sticking with single-hip panel

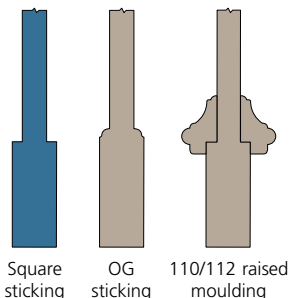
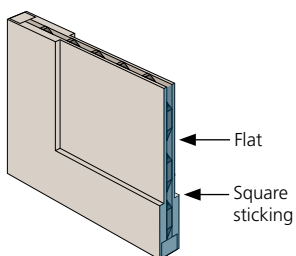


#110/112 raised moulding with double-hip panel

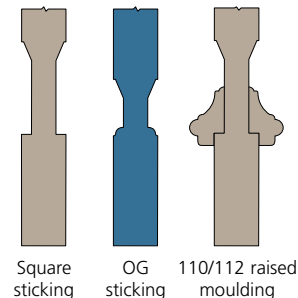
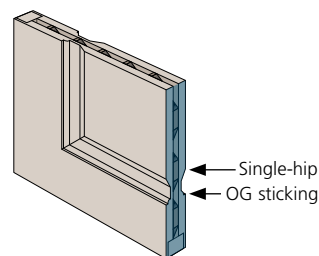


OG sticking with double-hip panel

### FLAT PANEL



### SINGLE-HIP PANEL



Illustrations are artist renderings and for information purposes only. Please visit [www.jeld-wen.com](http://www.jeld-wen.com) for architectural specifications.

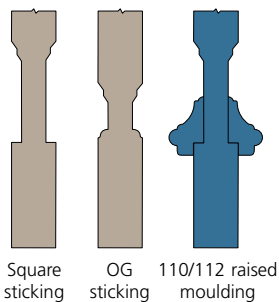
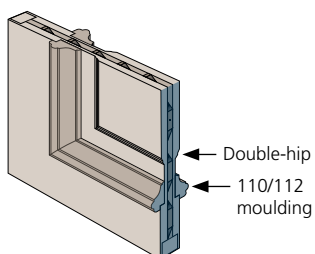
## Customization

We're always open to your ideas and imagination. As proof of this, we offer custom capabilities that allow you to have nearly any design.\* We also offer over

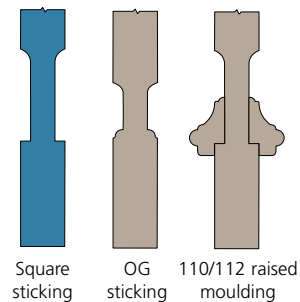
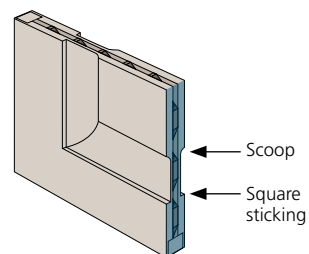
100 standard designs and assorted profile options, which allow you to choose from thousands of distinctive combinations.



### DOUBLE-HIP PANEL



### SCOOP PANEL

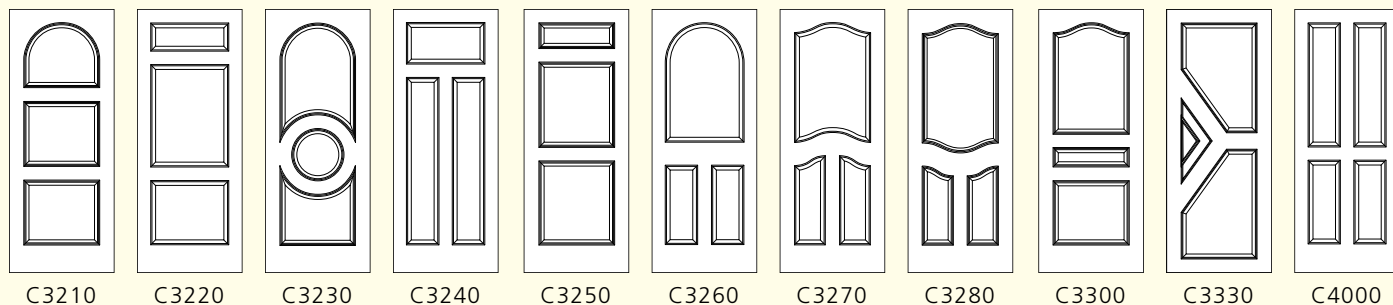
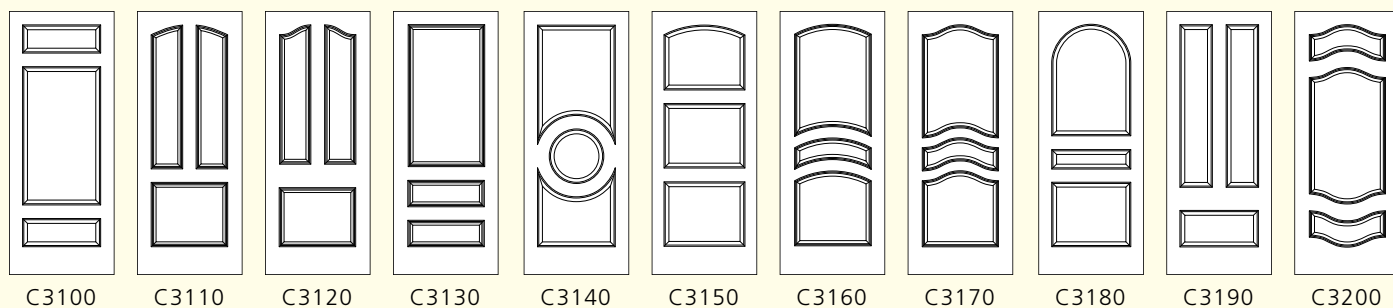
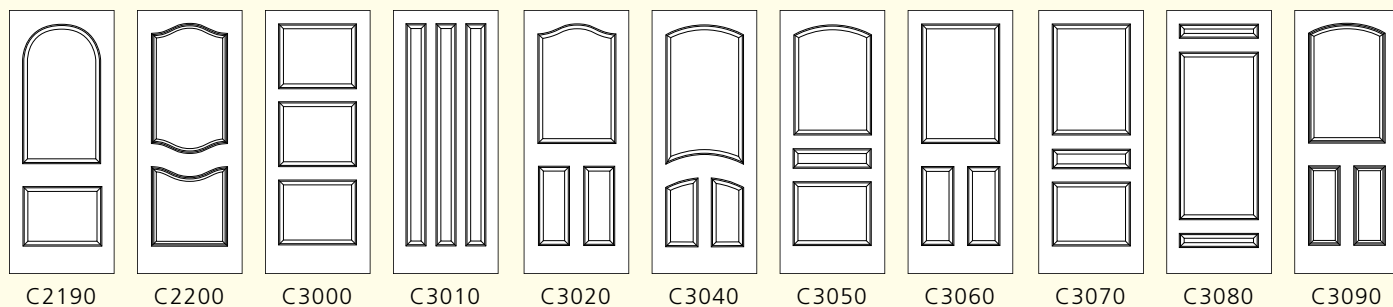
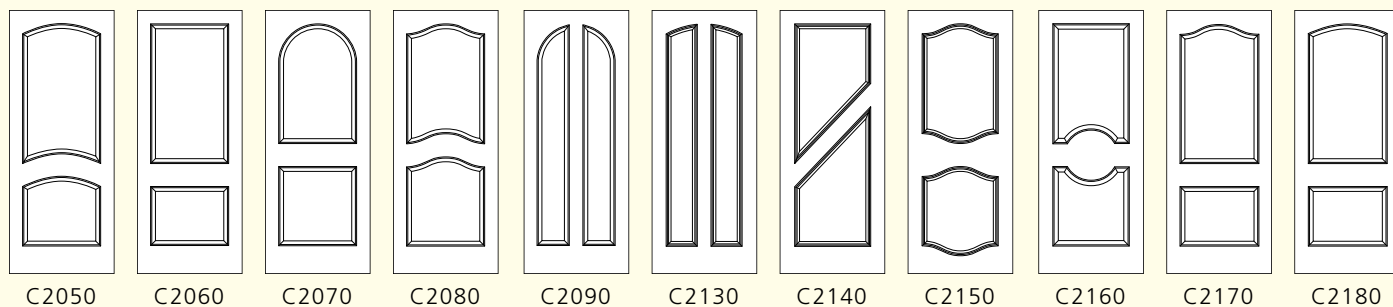
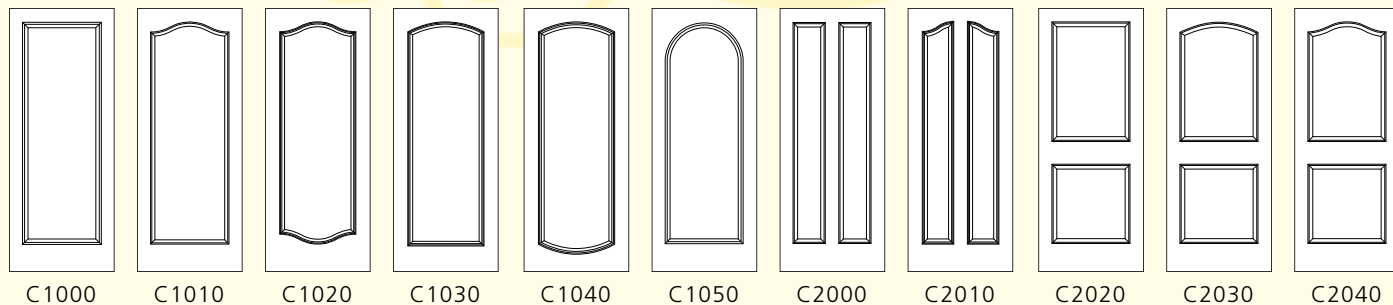


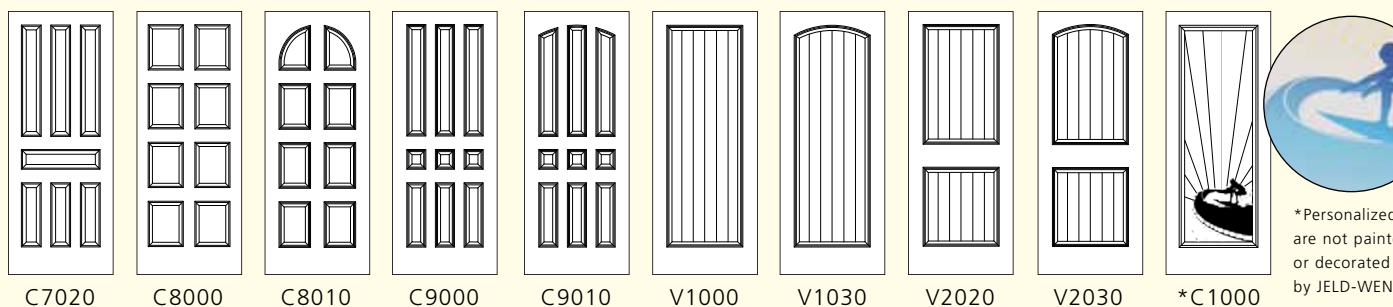
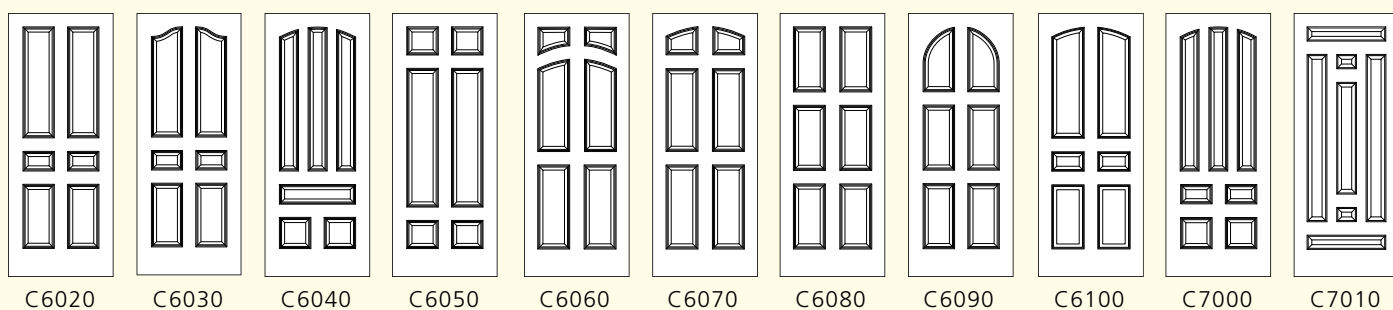
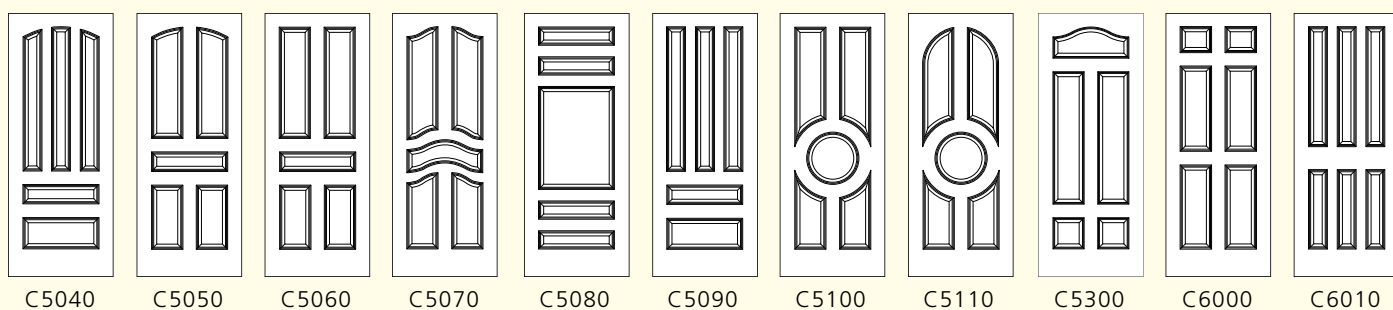
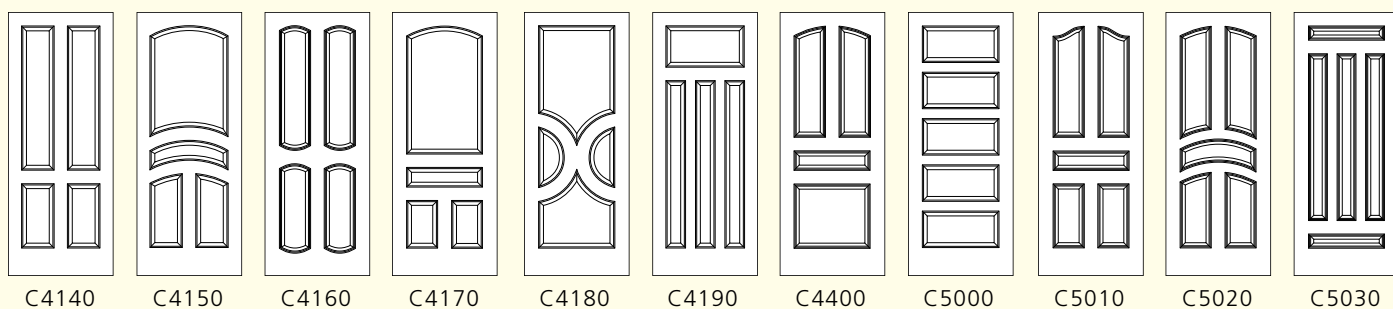
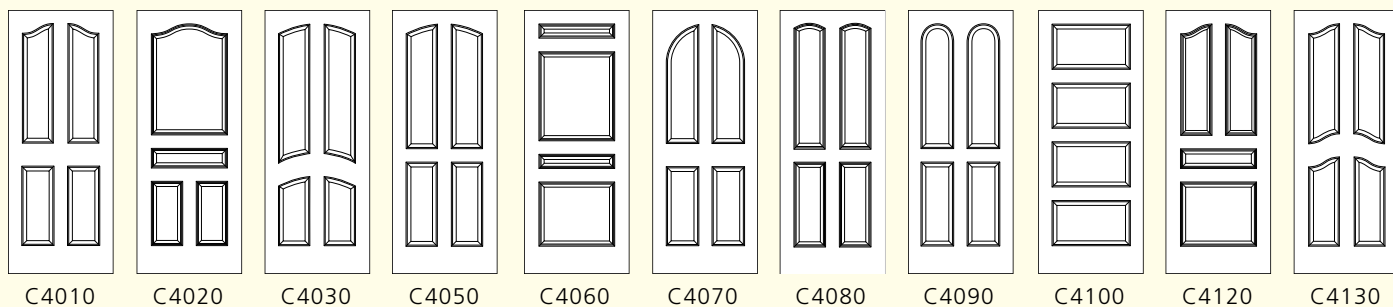
Illustrations are artist renderings and for information purposes only.

\*Please note, doors will arrive primed, not finished or painted.



# Standard Door Designs





Personalized  
Door



\*Personalized carvings  
are not painted  
or decorated by  
JELD-WEN.







# INSTALLATION, CARE AND MAINTENANCE

## JELD-WEN® Custom Carved Interior Doors General Instructions

### *Handling*

1. Avoid dragging doors across one another and keep doors clean.
2. Store flat on a level surface in a dry, well-ventilated building.
3. Doors should be conditioned to average prevailing relative humidity.
4. Doors should not be subject to extreme or rapid changes in heat or humidity. Avoid sudden changes such as forced heat to dry out a building. Doors should not be delivered to the job site or installed until concrete floors, foundation, plaster or drywall are cured.
5. In addition to finishing both door surfaces, all ends and edges must be sealed with an effective coating before installation, to prevent undue moisture absorption. Additional coats of the finish materials will increase resistance to moisture absorption.

### *Fitting and Hanging*

1. Allow approximately 3/16" clearance on width.
2. Caution must be used to avoid impairing the strength of the door when trimming. Trim no more than 3/16" from each side.
3. Use three hinges on all 6'8" doors. Use four hinges on all 8'0" doors. Hinges must be set in a straight line to prevent distortion.
4. Jamb and stops must be set square and plumb.
5. Immediately after cutting and fitting (before hanging) seal all cut surfaces and ends of doors with an effective coating.

## JELD-WEN Custom Carved Doors— Finishing Recommendations

1. Doors furnished preprimed should be carefully wiped clean and finished with two coats of top quality latex or oil-based paint.
2. To properly seal and finish doors, use a high-grade product and apply in strict compliance with the manufacturer's specifications.
3. Ends must be sealed before hanging.
4. Doors should be finished on all six sides before hanging or immediately after hanging.
5. Doors should not be allowed to remain unfinished when hung, nor should one side be finished when the other is not.

### *Edge and End Sealing—All Doors*

1. All surfaces of the door must be properly finished.
2. Use a good grade of latex or oil-based paint.
3. Do not use water-thinned latex paint.

## JELD-WEN Custom Carved Doors

### *Painting Instructions*

A waterborne all-acrylic latex finish is most compatible with our primer and is our recommended finish. It has a chemical affinity for the primer and allows the whole system to "breathe," while affording durability and appearance equal to or better than solvent-borne systems. These top coats are also user-friendly, posing no flammability or health problems during application, and clean up easily.

Oil-based paints (employing drying oils such as linseed or tung oils) and some alkyd enamel paints are compatible with the primer.

The slower drying alkyd enamel top coats (those employing long-oil alkyds) should not be used. If you must use an alkyd enamel system, ask your paint store to recommend a quicker drying short-oil system. The slower the solvent evaporates, the more likely it is to saturate the primer and possibly leach naturally occurring chemicals out of the wood, which can affect appearance or cure of the top coat.

Lacquers are not recommended over latex primers due to the strong solvents they contain. Aside from the flammability and toxicity issues involved with their use, their adhesion to acrylic primer is poor.

Wood preservatives are not recommended. They may contain metals and waxes which inhibit the adhesion of top coats applied subsequently to the surface.

Be sure to select a finish coating specifically intended for the job, from a reputable coatings manufacturer. Make certain that it is a top-quality product with a list of ingredients and application instructions on the label. Read the label thoroughly and follow the instructions explicitly.

### *Surface Preparation*

The surface must be clean, dry and free from dust, dirt, mildew and other contamination. Areas of door lacking primer should be lightly sanded with 220-grit sandpaper and then spot-primed with a latex-acrylic primer.

Repriming is not recommended. Some of the primers intended for use on raw wood have penetrants and solvents, which can soften the latex primer or inhibit adhesion.

### *Thinning the Finishing Coat*

Most finish coatings are supplied ready-to-use with little or no thinning necessary for application. If some thinning is required, see the manufacturer's suggestions on the paint label. Avoid thinning oil-based and alkyd materials with anything but pure mineral spirits (paint thinner). The use of kerosene, lacquer thinner, turpentine or reclaimed solvents of any kind to thin oil-based or enamel finishes is not recommended. Some alkyd enamel systems are sold too thick to spray. This allows the manufacturer to meet various states' solvent emissions regulations. Avoid those brands.

### *Application Parameters*

The finish coat of paint should be applied in accordance with the recommendation on the paint manufacturer's label, paying strict attention to proper covering instructions, temperature and humidity at the time of painting, and other specific requirements. Avoid painting in hot, humid weather or when the temperature is likely to drop below 50 degrees Fahrenheit before the paint fully cures. The temperature needs to be above 50 degrees for 24 hours. Two thin coats of paint are recommended. If spray application is used, apply a minimum of two coats, waiting for the first coat to dry thoroughly before spraying the second. An excessively thick coat is undesirable as well. Two thin coats are better than one thick coat. If the job calls for a high gloss, let the first coat dry thoroughly, then lightly sand and clean the surface with a clean dry cloth before applying a second coat.

# JELD-WEN® INTERIOR AND EXTERIOR DOOR SLAB AND SYSTEM LIMITED WARRANTY

## OUR WARRANTY TO YOU...

JELD-WEN® Products<sup>1</sup> are designed to create lasting value for your home. This warranty is effective for JELD-WEN products manufactured on or after **May 1, 2012** for use in the United States and Canada. Any previous warranties will continue to apply to products manufactured by JELD-WEN prior to this date. For additional information, including care and maintenance information refer to [www.jeld-wen.com](http://www.jeld-wen.com) or [www.jeld-wen.ca](http://www.jeld-wen.ca).

### What This Warranty COVERS

We warrant to the original owner<sup>2</sup> that if your JELD-WEN Product exhibits a defect in material or workmanship within the time periods from the date of purchase as specified below, we will, at our option, repair, replace or refund the purchase price of the Product or component part. Skilled labor<sup>3</sup> (where deemed necessary by us) to repair or replace any component is provided for **one (1) year** from the date of purchase.

### Owner-Occupied Single-Family Residence Limited Warranty

**Door Slabs:** Except as set forth below, we warrant our door slabs, including any glass inserts, miscellaneous hardware, and accessories provided and installed by us, as follows:

Door Slab	Coverage
Fiberglass Exterior Doors	As long as you own and occupy your residence
FiberLast® Engineered Composite Exterior Doors	As long as you own and occupy your residence
Steel Exterior Doors	Ten (10) years
Wood Exterior Doors	Five (5) years
Interior Doors	Five (5) years

**Factory Prefinish:** We warrant the factory-applied prefinish on our doors against peeling, checking, or cracking for periods listed below. Should the factory prefinish be proven defective, we will at our option, replace or refinish the door or pay up to credit per opening to the current owner. (Note: this coverage applies to factory-applied finish coat options only; standard factory-applied primer is not a finish coat.)

Product	Coverage	Refinish Credit
Aurora® Fiberglass Doors	5 years	\$350 per opening
Custom Exterior Wood Doors	1 year	\$250 per opening
Custom Interior Wood Doors	1 year	\$150 per opening
All other Doors	1 year	\$100 per opening

**Door Frames:** We warrant our door frames for **one (1) year** from the date of purchase.

**AuraLast® Protection for Door Slabs and Frames:** Our AuraLast pine wood door slabs will be free from wood decay and/or termite damage for **twenty (20) years** from the date of initial purchase. Our AuraLast pine door frame components will be free from wood decay and/or termite damage **for as long as the original consumer owns the home** in which the AuraLast wood frames are originally installed. Warranty coverage outside Canada, the contiguous 48 states and Alaska is contingent upon approval from the JELD-WEN Customer Care Department. Please contact us.

**Severe Weather® Glass:** We warrant each Severe Weather glass unit for **ten (10) years**.

**Retractable Screens:** We warrant retractable roll screens for **five (5) years**.

**Spontaneous Glass Breakage:** We warrant sealed glass units installed in exterior doors (excluding laminated glass, and special glazings) for spontaneous breakage for **one (1) year** (including free replacement glass and skilled labor<sup>3</sup> necessary

to replace the glass for one (1) year. Spontaneous breakage occurs when the glass develops a crack without sign of impact.

### Commercial Limited Warranty (Other than Owner-Occupied Single-Family Residence)

**Fiberglass, FiberLast, Steel, Wood and Interior Door Slabs:** We warrant our door slabs for **five (5) years** from the date of initial purchase.

**All Other Products, Components, Prefinishes, and Options as Listed Above:** Coverage is the same as for Owner-Occupied Single-Family Residences as listed above.

### Transferability

This warranty is not transferable.

### How to Get Assistance

If you have a problem with your JELD-WEN Door, immediately upon discovery, contact the distributor or dealer from whom you purchased our product or contact us directly:

#### In the United States:

Mail: JELD-WEN Customer Care  
Attn: Door Warranty Claims  
P.O. Box 1329, Klamath Falls, OR 97601  
Phone: 800-JELD-WEN (800-535-3936)  
Fax: 800-436-5954  
Email: CustomerServiceAgents@jeld-wen.com  
Web: [www.jeld-wen.com/contact-us](http://www.jeld-wen.com/contact-us)

#### In Eastern Canada:

Mail: JELD-WEN Service Department  
90, rue Industrielle  
Saint-Appollinaire, Quebec, Canada GOS 2E0  
Phone: 800-463-1930  
Fax: 888-998-1599

#### In Western Canada:

Mail: JELD-WEN Service Department  
550 Munroe Avenue  
Winnipeg, Manitoba, Canada R2K 4H3  
Phone: 888-945-5627  
204-668-8230  
Fax: 204-663-1072  
Email: [wpgservice@jeld-wen.com](mailto:wpgservice@jeld-wen.com)

We can respond quickly and efficiently if you provide the following: a) date and location of purchase, or product identification from the tag on the top edge of the slab, b) how to contact you, c) the address where the product can be inspected, and d) a description of the apparent problem and the product (photographs are helpful).

### What We Will Do

Upon receiving your notification, we will send out an acknowledgement within three business days to the contact, which you have provided. We will investigate your claim and will begin to take appropriate action within 30 days after receipt of notification. If your warranty claim is denied, we may charge an inspection fee for an onsite inspection that is required or requested by you.

If your claim is accepted, and we choose to repair or replace the product or a component of the product, the replacement product/component will be provided in the same specification as the original product. Replacement products, components and services are warranted for the balance of the original product or service warranty, or 90 days, whichever is longer.

If the claimed nonconformity is warp of a door slab, we may defer repairing or replacing the door slab for a period up to 12 months from the date of claim. It is not uncommon for a temporary warp condition to occur as the door slab adjusts to local humidity and temperature conditions. This deferral will not be counted against the warranty period.

Continued on next page



### What This Warranty Does NOT Cover

JELD-WEN manufactures and sells both individual door slabs and complete door systems. This warranty does not cover parts or components (e.g., locksets, handles, etc.) not sold by JELD-WEN to the original owner. See your distributor or dealer regarding the warranty on the entire door system and/or these other components.

We are not liable for:

- Normal wear and tear, including normal wear and tear of weatherstrip; and natural weathering of surfaces or variations in the color or texture of wood or finish; surface cracks that are less than 1/32" in width and/or 2" in length; for knotty alder and juniper: surface checks that are less than 1/8" in width and/or 5" in length, and knot placement, quantity, or size.
- Problems due to misuse or abuse; failure to follow the care and maintenance instructions; or as a result of any cause beyond our reasonable control (e.g. fire, flood, earthquake, other acts of nature, and acts of third parties outside of our control).
- Problems related to: improper field finishing of all surfaces (front and back) and edges (top, bottom, and sides) of the door slab and frame (See our Finishing Instructions at [www.jeld-wen.com/resources](http://www.jeld-wen.com/resources)); variation or unsatisfactory results in sheen or texture resulting from the field application of paint or any other finishing material.
- Failure to provide an adequate overhang for exterior doors; damage caused by extreme temperature buildup where storm doors are present. For general guidelines, see our "Appropriate Protection for Exterior Doors" in our product literature or at [www.jeld-wen.com/resources](http://www.jeld-wen.com/resources); for specific information pertaining to your structure, consult your contractor or other building professional.
- Warp for any 3'6" wide by 8' 0" high by 1 3/4", or smaller door slab, which does not exceed 1/4" in the plane of the door slab itself; door slabs wider and/or higher are not guaranteed for warp.
- Bow or misalignment in the frame or jamb in which the door slab is hung (if such is purchased from JELD-WEN unmachined and not prehung).
- Slight expansion or contraction due to varying environmental conditions; slab movement (shrinkage or swelling) of 1/4" or less due to temperature and humidity, consult our Care & Maintenance documents on how to work with this natural movement.
- Wood decay for wood components other than of AuraLast pine; and wood decay for any wood components (including pine) that come in direct contact with soil. Note: superficial mold/mildew does not indicate wood decay.
- Problems related to water and/or air infiltration due to improper assembly; installation errors or flaws in building design and construction; installation must be in strict conformance with the installation instructions provided by the manufacturer of the door entry system.
- Structural integrity issues or other problems caused by improper field fitting of the hardware, improper sizing of the door slab, or other assembly problems.
- Slight imperfections or wavy distortions in the glass that don't impair structural integrity. Note: wavy distortions in the glass (e.g. related to laminate interlayer or heat strengthening of glass) are not considered a defect. Slight color variations in glass are not considered a defect.
- Screen damage due to normal wear and tear, misuse, abuse, or insect or animal activity.
- Condensation or damage as a result of condensation (Note: unless due to insulating glass failure, most condensation problems are related to excessive humidity levels in a structure; contact a heating/air conditioning specialist for help).
- Damage or poor product performance resulting from installation into a condition that exceeds product design standards and/or certified performance specifications and/or does not comply with applicable building codes.
- Hardware, accessories or inserts that are not provided by us.

- Discoloration or rusting of decorative metal accent options, such as grilles, clavos, straps, etc.; discoloration of wood sills provided by us.
- Cost for labor, removal or disposal of defective product(s), installation or finishing of the replacement door or component.
- Incidental or consequential damage. Some states/provinces do not allow the exclusion or limitation of incidental or consequential damages, so this may not apply to you.

#### Important Legal Information --

##### Please read this carefully. It affects your rights.

This Limited Warranty document sets forth our maximum liability for our products. We shall not be liable for special, indirect, consequential, or incidental damages. Your sole and exclusive remedy with respect to any and all losses or damages resulting from any cause whatsoever shall be as specified above. We make no other warranty or guarantee, either express or implied, including implied warranties of merchantability and fitness for a particular purpose to the original purchaser or to any subsequent user of the Product, except as expressly contained herein. In the event state or provincial law precludes exclusion or limitation of implied warranties, the duration of any such warranties shall be no longer than, and the time and manner of presenting any claim thereon shall be the same as, that provided in the express warranty stated herein. This Limited Warranty document gives you specific legal rights, and you may have other rights that vary from state/province to state/province.

Any dispute, controversy or claim arising out of or relating to this warranty, any alleged breach thereof, or the use or sale of the products to which this warranty applies shall be resolved by mandatory and binding arbitration administered by the American Arbitration Association in accordance with its commercial arbitration rules. Original purchaser agrees that they may assert claims against JELD-WEN in their individual capacity only, and not as a plaintiff or class member in any purported class action proceeding. Rejection of these dispute resolution provisions must be sent to JELD-WEN at the address provided herein within thirty (30) days of original purchaser's receipt of the Products to which this warranty applies.

No distributor, dealer or representative of JELD-WEN has the authority to change, modify or expand this warranty. The original purchaser of this Product acknowledges that they have read this warranty, understand it and are bound by its terms and agrees to provide this warranty to the original owner of the structure into which the Product is installed.

<sup>1</sup> "JELD-WEN Products" shall refer to interior and exterior door slabs and systems manufactured in the United States and marketed under the JELD-WEN brand name for use in the United States and Canada. See our separate Export Warranty for applicable coverage on products used outside the United States and Canada.

<sup>2</sup> This warranty extends to the original owner (original owner means the contractor/dealer/distributor/purchaser and the initial owner of the structure where the product is initially installed) and is not transferable. The original purchaser of this product acknowledges that they have read this warranty, understand it and are bound by its terms and agrees to provide this warranty to the original owner of the structure into which the product is installed. Should state or provincial law preclude no transferability, then the warranty period is effective as applicable up to **five (5)** years from the date of initial purchase for door slabs and systems and **one (1)** year from the date of manufacture for the factory pre-finish.

<sup>3</sup> "Skilled labor" refers to tasks where specialized technical knowledge, experience, methods or tools are required to properly identify, diagnose and/or correct product-related problems.

© 2010, JELD-WEN, inc. | JELD-WEN, Aurora, FiberLast and AuraLast are trademarks or registered trademarks of JELD-WEN, inc., Oregon, USA. All other marks are the property of their respective owners.

# ABOUT JELD-WEN



Since 1960, when JELD-WEN began with one Oregon millwork plant, we've been dedicated to crafting reliable windows and doors. Today you can see, touch and feel reliability in our beautiful windows and doors because of their durability, energy efficiency and worry-free performance.

We measure our success by the relationships we build with our customers, suppliers and communities where we live and work. We've partnered with organizations such as the Green Building Initiative, which accelerates green-building practices by promoting environmentally progressive approaches that are practical, affordable and accessible.

Another way we fulfill our commitment to the communities where we operate, is through the JELD-WEN Foundation, which was created in 1969 to support worthwhile endeavors in the communities where JELD-WEN operates.

JELD-WEN is an official partner of Major League Soccer and the Portland Timbers, as well as a founding member of the Portland Timbers Community Fund. Our soccer partnerships help us connect with grass roots efforts that build strong communities.

Every time the Timbers score a goal, we sponsor a tree to be planted through Friends of Trees.

The JELD-WEN website is your ultimate resource for learning about our reliable windows and doors. It has all the product information and design advice you need. Visit us at **jeld-wen.com** today.



Official window and  
door provider of  
Major League Soccer



JELD-WEN is proud to support  
a better way to build

©2011 JELD-WEN, inc.; Door designs and this publication are owned by JELD-WEN, inc. and are protected under the U.S. Copyright Act and other intellectual property laws. All trademarks, service marks, logos and the like (whether registered or unregistered) are owned or controlled by JELD-WEN, inc. or others. Unauthorized use or duplication of JELD-WEN intellectual property is prohibited.

JELD-WEN reserves the right to change product specifications without notice. Please check our website, **jeld-wen.com**, for current information.

10-474 04/12 (SB 3M)