


White River™

The Power of Beauty • The Style of a Culture • The Love of Elaboration • The Warmth of Wood • The Legacy of Ornament • The Expression of the Creative Spirit



Authentic
HAND-CARVED®
WOODCARVINGS

MON REALE®
SCULPTURED HARDWOOD
MOULDINGS

Adornments for
CABINETRY & FURNITURE™
HAND CARVED ORNAMENT

Ornamentally
EMBOSSSED™
MOULDINGS

White River™
HARDWOODS • WOODWORKS, INC.®

VOLUME IV - SUMMER 2005

SINCE 1975



ELEGANT HARDWOOD MOULDINGS,
HAND CARVED WOODCARVINGS,
MANTELS AND MORE . . .



30 YEARS OF MILLWORK EXCELLENCE

Welcome . . .

INNOVATORS • EDUCATORS
THE INDUSTRY LEADER



The Legacy of Ornament • The Style of a Culture • The Power of Beauty

Proudly and with pleasure, **White River Hardwoods™ Volume IV Catalogue** premieres over 200 new **Adornments™** in addition to more illustrative photos, renderings, and profiles. These hand-carved ornaments - elegant yet affordable - continue to infuse the Old World styles with perfect ease of delivery and installation.

As you peruse **Volume IV**, you will be pleasantly overwhelmed with the endless possibilities and combinations of our traditional time-tested architectural mouldings, Mon Reale's® high relief overlays, and the exciting new hand-carvings. Imagine the ease. Imagine the splendor. Imagine the unimaginable.

Our sophisticated customer deserves the most professional, thorough, and concise educational reinforcement. The journey begins with the product – its destination determined by innumerable opportunities to master architectural millwork application and installation. Whether you are a veteran or new to our White River family of satisfied customers, you will find that our service philosophy is simplistic – Our **One Source®** approach includes not only product but whatever your educational needs may be.

White River's™ dynamism continues into the 21st century with unparalleled rapid response through 70 Distributors – strategically located domestically and abroad. New handcarved offerings and factory finishes, award winning packaging, and prompt delivery contribute to White River Hardwoods'™ reputation as the **Choice of Champions**. White River™ guarantees customer satisfaction through **One Source™ Product - Service Synergy** and a commitment to remain the **Industry Leader** through an incomparable architectural mouldings and handcarved product collection. Welcome to White River Hardwoods'™ World of ornamental legacy, classical style, and commitment to the power of beauty.

White River™ Products are readily available Nationally and Internationally through Authorized Distributors and Fine Millwork Dealers. Please call for the Distributor or Dealer nearest you.



FOR ARCHITECTS AND DESIGNERS WHO WANT TO CARRY TRADITIONAL DESIGN INFLUENCE INTO THE 21ST CENTURY.
THANK YOU FOR PREVIEWING THIS CATALOG AND CONSIDERING US FOR ALL OF YOUR MILLWORK NEEDS.

WE OFFER A CONCEPT, NOT JUST A PRODUCT . . .

1-800-558-0119
479-442-6986 • Fax: 479-444-0406
www.mouldings.com • E-mail: info@mouldings.com

© 1989-2005 by White River Hardwoods-Woodworks, Inc.® Copyright claimed to the extent of all of its original and creative product designs, product numbers, photographs, drawings, text, the selection, coordination, arrangement, organization, placement, and ordering thereof, and other works herein reproduced. All rights reserved.

I. ELEGANT HARDWOOD MOULDINGS**MON REALE® MOULDINGS - PAGE 1:4****In Poplar**

Opulent, yet gracious, Mon Reale® highly sculptured mouldings provide the look and feel of antiquity. Excellent to stain or paint.

Also shown in this section - Large Combination Details (LCDs) page 1:14.

**ORNAMENTALLY EMBOSSED AND TRADITIONAL
HARDWOOD MOULDINGS - PAGE 1:24****In Poplar**

Being the backbone of interior millwork, our ornamental & traditional mouldings are available in poplar, to paint or stain. In-Stock Red Oak is denoted.

Elegant Openings page 1:66. Plaster Medallions & Resin Corbels page 1:68.

Decorative and Primed MDF page 1:70

II. HAND-CARVED ELEMENTS**AUTHENTIC HAND-CARVED® MANTELS - PAGE 2:2****In Lindenwood**

Luxurious and elegant mantels and mantel shelves can be used in any room to make an impressive statement of warmth and generosity.

AUTHENTIC HAND-CARVED® WOODCARVINGS - PAGE 2:8**In Lindenwood**

An additional 110 ornaments carved from the versatile wood species Lindenwood, to add beauty and grace to all furnishings. Blonde-hued with closed grain, Lindenwood stains or paints, beautifully.

ADORNMENTS FOR CABINETRY & FURNITURE™**HAND CARVED ORNAMENT™ - PAGE 2:14****In Maple and Cherry**

A total of 115 hand carved ornaments beautifully designed and tailored to display elaborate features on cabinetry and furniture.

GRACEFUL HAND-CARVED ADORNMENT™ LINEALS - PAGE 2:28**In Maple and Cherry**

Each of our 65 hand carved lineal mouldings features a variety of motifs to make an impressive and creative statement in your designs and furnishings.

ELABORATELY HAND-CARVED ADORNMENT™ RANGE HOODS - PAGE 2:40**In Maple and Cherry**

Luscious and lavish in their design, these carved elements can be used above a range or cooktop, as a valance over the sink, as a window treatment or a mantel.

METALWOOD™ - PAGE 2:25**DESIGN CONCEPTS IN RENDERED DRAWINGS AND CAD - PAGE 2:50**

Each drawing has been specifically created by our in-house artist/designer to inspire creative minded individuals who expect impressive results.

INDEX - PAGE 2:58

Search here to find the location of your favorite product.

All products stocked in wood species as denoted.



Product #	Page	Product #	Page
Ornament, Lineals, and Rangehoods		FT6274	38
CML6200 & 6201H	36	FT6290	38
CML6202 & 6202H	36	FT6291	38
CML6204 & 6204H	36	FT6292	38
CML6206 & 6206H	36	FT6293	38
CML6208 & 6208H	36	FT6294	38
CML6210 & 6210H	36	FT6295	38
CML6212 & 6212H	36	MLD5800	7, 28
CML6214 & 6214H	36	MLD5802	7, 28
CML6216 & 6216H	36	MLD5804	7, 28
		MLD5810	7, 28

Our catalog is design oriented and organized to serve as a reference that we hope you will use often. As you preview the two sections, please note the following highlights:

SECTION I – ELEGANT HARDWOOD MOULDINGS

Includes 85 pages showcasing 320 decorative moulding profiles that we carry in-stock in Poplar for prompt shipment. Red Oak is also carried in-stock in 45 selected profiles (noted per profile). Poplar is excellent for staining, painting and glazing, while Red Oak is typically stained, pickled or glazed.

For easy reference:

- Each category has a Category Code (CM, CR, CA, BB) to reflect the type of moulding.
- Sequencing is numerical (CM70, CM71, CM72...) Within each category, mouldings are always listed numerically.
- Mon Reale profiles (CM8801, PM8535, CA8320) are shown first. Keeping these complimentary profiles together, Mon Reale® LCD (Large Combination Details) is shown as a continuation of the profiles.
- Ornamentally Embossed profiles (CA30, CM82, PM52) and Traditional Mouldings (CA300, CR806, PM535) are shown together with the Style Made Easy section continuing after the individual profile offerings.
- All moulding profiles in Section I are approximately quarter-scale and can easily be enlarged to full-scale. This will greatly assist your millwork design and development.

ACCESSORIES add the finishing touch to your millwork designs. Keystones, Rosettes, & Plynths (p. 1:29) create a style of their own, while removing the need to miter Casings. Additionally, Crown Blocks (p. 1:28) uniquely accentuate Crown Mouldings, thus providing a dual purpose: 1) installation where walls and ceiling are not straight 2) serve as an intersecting point for your Crown Mouldings between flat ceilings and vaults. Also, Crown Blocks allow you to install Crowns in places once thought impossible. Curved Mouldings (p. 1:30), another specialty of White River Hardwoods™, are detailed, explained, and illustrated. White River™ now offers radius wood crowns!

ELEGANT OPENINGS - now offering two styles of elliptical openings with pilaster legs. These ornate openings come in three pieces ready to install and made to order (p. 1:66-1:67).

SECTION II – HAND-CARVED ELEMENTS

Includes 57 pages showcasing Hand Carved Mantels, Authentic Hand-Carved™ Woodcarvings in Lindenwood, and our newest collection of Adornments for Cabinetry and Furniture™ in American Maple and Cherry. These fabulous elements are the important structural “art” that complements our mouldings collections.

For easy reference:

- Hand-Carved Elements have varying category codes (MAN, CRV, CLM, MLD) to reflect its type
- Numerical sequencing within each category and with each element (MAN9015, MAN9021)

AUTHENTIC HAND-CARVED® MANTELS - are available in-stock in 10 styles and offered in Lindenwood, either unfinished (to paint or stain) or Professional Quality prefinished (view selection on p. 2:2 - 2:7) to accommodate your unique style. Lindenwood stains or paints easily. Prefinished mantels can be a great help, especially when remodeling.

AUTHENTIC HAND-CARVED® WOODCARVINGS - are in-stock in Lindenwood and are architecturally proportioned woodcarvings that are perfect for a wide variety of interior millwork applications, cabinetry, and furniture.

ADORNMENTS FOR CABINETRY AND FURNITURE ~ HAND CARVED ORNAMENTS® - are our latest and most exciting offering. Imagine the timeless elegance as you peruse our collection of 200 accoutrements tailored to create lavish features on cabinetry and furniture. This line offers ornament, lineals, columns, feet, and intricately carved rangehoods. Adornments are offered as shown in handcarved American Maple and Cherry.

RENDERED DRAWINGS AND PHOTO GALLERY - Volume IV includes Design Concepts and illustrations to assist you visually and spatially as you “Bring the Whole Thing Together.” Architectural Rooms can be previewed on p. 1:80 and Exciting Cabinetry and Furniture on p. 2:50.

INDEX OF MOULDINGS, WOODCARVINGS, AND LCD’S - for an easier location of items and information, we now offer a complete index found on p. 2:58. As often as you will reference this catalog, we wish to provide you our most user-friendly version yet.



CM8812, FR8954,
PM593, PM8564,
PM486, CRV5136,
CRV5150, CRV5228,
CRV5050, FR8954

ELEGANT HARDWOOD MOULDINGS

The well-appointed Interior benefits from White River Hardwoods™ classically inspired mouldings. A simple space - after the appropriation of embellished hardwood mouldings - evolves into a realm of elegance, timelessness, and opulence. A planar ceiling becomes an exciting focal point. Flat walls and square rooms, no longer defined by their geometry, create a gentle expanse of warmth, beauty, and classic sophistication.

Embellished mouldings are the preference of the Industry due to the ease of installation and finishing. Beautiful hardwood mouldings – the Choice of Champions.

Section I

MON REALE® MOULDINGS

Crowns and Friezes
1:4-1:9

**Cases, Bases,
Backbands, Chairrails,
Panel Moulds**
1:10-1:13

LCD's
Large Combination Details
1:14-1:23



ORNAMENTALLY EMBOSSED™ & TRADITIONAL MOULDINGS

**Crowns, Dentils and
Crown Blocks**
1:24-1:28

Rosettes and Keystones
1:29

**Casing, Backbands and
Baseboards**
1:31-1:35

**Chairrails and Panel
Moulds**
1:36-1:40

**Elegant Openings,
Plaster Medallions and
Marble Corbels**
1:41-1:43

Style Made Easy
1:64



White River

MON REALE® is an opulent collection of fifty high relief Architectural Mouldings.
This sculptured moulding, made from a fine grain overlay contoured to traditional solid poplar moulding, can paint, stain or glaze. Installs with standard woodworking tools. Curved work available.
Sixty Large Combination Details (LCD's) are shown as a continuation of the profiles.



CM8801
Large Acanthus Leaf and Tongue
7/8" x 6" / 22.2 x 152.4 mm
Pattern repeats 7"



CM8808
Large Acanthus with Dentic
7/8" x 7 1/2" / 22.2 x 190.5 mm
Pattern repeats 7 1/2"



CM8810
Medium Acanthus Leaf
15/16" x 4 3/4" / 23.8 x 120.7 mm
Pattern repeats 4 3/4"



CM8812
Medium Acanthus with Egg and Dart
1" x 6" / 25.4 x 152.4 mm



CM8820
Petite Acanthus Leaf
13/16" x 2 3/4" / 20.6 x 69.9 mm
Pattern repeats 2 7/8"



CM8823
Egg and Dart
1" x 3 3/4" / 25.4 x 95.3 mm
Pattern repeats 3"



CM8825
Egg and Dart with Running Leaf
1" x 7 1/2" / 25.4 x 190.5 mm



CM8830 Fluting and Leaf with Beads
7/8" x 6" / 22.2 x 152.4 mm
Pattern repeats 13 1/2"

*30% upcharge for specified lengths up to 14' and 40% when specifying 15'-16'.
Customer pays for additional footage needed to pull specified lengths.*

*Ultra-Flex offers innovation for curved components and is easily installed and finished.
Ultra-Flex profiles can distort if cast to a radius that is too tight. All curved components,
whether resin or wood, take layout and thoughtful consideration to install well.*



CM8834 Large Rope
3/4" x 4" / 19.1 x 101.6 mm



CM8854 Acanthus & Leaf with Bead
1 1/16" x 7 1/2" / 27 x 190.5 mm


projects at
45° angle



CM8837 Petite Acanthus with Egg and Dart
7/8" x 7" / 22.2 x 177.8 mm



CM8856 Lamb's Tongue & Bead
13/16" x 6 1/2" / 20.6 x 165.1 mm



CM8840 Egg and Dart with Dentil
7/8" x 7 1/2" / 22.2 x 190.5 mm



CM8857 Lamb's Tongue
3/4" x 2 3/4" / 19.1 x 69.9 mm



CM8850 Large Dentil Crown
13/16" x 5 1/2" / 20.6 x 139.7 mm
Dentil is overlay



CM8858 Egg & Dart with Dentil
13/16" x 7" / 20.6 x 177.8 mm



CM8852 Small Dentil Crown
13/16" x 3 1/2" / 20.6 x 88.9 mm
Dentil is overlay



CM8859 Egg & Dart with Lamb's Tongue
13/16" x 4" / 20.6 x 101.6 mm



CM8860 Lamb's Tongue
3/4" x 3" / 19.1 x 76.2 mm

Mon Reale® mouldings are precision machined from clear kiln-dried poplar. Install with standard woodworking tools. Accepts any finish easily. Patterns that show a repeat interval are approximate. Inventory is in random lengths from 3' to 16' with a predominance of long lengths.



RUSTICATED RANGEHOOD - BB158, FR8971 and CRV5236

MANTEL -MAN8102 page 1:84



MAGNIFICENT RANGEHOOD - CR800, PM8557, FR8968, PM8525, CRV5205 and CM8857



FR8920 Fluting

13/16" x 3 3/4"
20.6 x 95.3 mm
Repeats 7/8" MT = 3/4"



FR8940 Roses and Butterflies

13/16" x 3 3/4"
20.6 x 95.3 mm
Repeats 12 1/2" MT = 7/8"



FR8921 Leafy Scrolls

13/16" x 3 3/4"
17.4 x 95.3 mm
Repeats 6 1/8" MT = 1"



FR8950 Country Flowers

13/16" x 5 1/2"
20.6 x 139.7 mm
Repeats 26" MT = 1 1/16"



FR8922 Running Coin

13/16" x 3 3/4"
20.6 x 95.3 mm
Repeats 2" MT = 1"



FR8953 Eternal Laurel Leaves

13/16" x 5 1/2"
20.6 x 139.7 mm
Repeats 7 1/2" MT = 1 1/8"



FR8923 Greek Key with Rosette

13/16" x 3 3/4"
20.6 x 95.3 mm
Repeats 19" MT = 7/8"

CONCERNING OUR FRIEZES

- MT indicates "Maximum Thickness" of moulding where overlay may be thicker than 13/16"
- Backbands (page 1:33) fit our Friezes and Smooth Casings (page 1:31 to 1:33) to add width, depth and detail.
- PM595 can be added to all Friezes to give them a symmetrical look. See Panel Mouldings on page 1:40.



Frieze shown
with Backband



Frieze shown
with PM595

CURVED APPLICATIONS:
"Ultra-Flex" curved parts
are available for
all patterns shown.

POPLAR IN-STOCK

SCALE: 1/4" = 1"



FR8954 The Vitruvian Wave

13/16" x 5 1/2"

20.6 x 139.7 mm

Repeats 3 1/2" MT = 7/8"



FR8957 Ribbon & Bow Swag

13/16" x 5 1/2"

20.6 x 139.7 mm

Repeats 8" MT = 15/16"



FR8955 Griffins & Urns

13/16" x 5 1/2"

20.6 x 139.7 mm

Repeats 26 1/2" MT = 7/8"



FR8958 Scrolled Palmette

13/16" x 5 1/2"

20.6 x 139.7 mm

Repeats 5" MT = 13/16"



FR8956 Grapevine and Tassels

13/16" x 5 1/2"

20.6 x 139.7 mm

Repeats 24" MT = 1"



FR8960 Shell and Fret

13/16" x 5 1/2"

20.6 x 139.7 mm

Repeats 16" MT = 1"

MT denotes
Maximum Thickness

- *Ultra-Flex* mouldings can be manufactured for Crown, Case, Base, Chairrail and Panel Mouldings. *Ultra-Flex* mouldings can be painted or stained.

MON REALE® is available in solid wood for casings and crown mouldings up to a 5 1/2" width.

- The maximum length of *Ultra-Flex* is 12', minimum length is 5' and all resin is sold by the whole foot (no half feet).




BEAMS AND CORBELS -
Corbels - CRV5110
Mouldings - CR882,
DS1x2, FR8956



FR8965 Rinceau Scrolls

13/16" x 5 1/2"
20.6 x 139.7 mm
Repeats 11 1/2" MT = 7/8"



FR8970 Classical Doric Frieze

3/4" x 8"
20.6 x 203.2 mm
Repeats 7 3/4" MT = 1"



FR8967 Large Scrolled Palmette

13/16" x 6 3/4"
20.6 x 171.5 mm
Repeats 7 1/2" MT = 13/16"



FR8971 Acanthus Leaf & Tongue

13/16" x 6 3/4"
20.6 x 171.5 mm
Repeats 2 5/8" MT = 1"



CURVED APPLICATIONS:
"Ultra-Flex" curved parts
are available for
all patterns shown.

POPLAR IN-STOCK

SCALE: 1/4"=1"



**FR8968
Fluting with Bellflowers**

13/16" x 6 3/4"
20.6 x 171.5 mm
Repeats 2 3/8" MT = 13/16"



FINISHING OF HARDWOOD MOULDINGS & WOODCARVINGS

- Caulk, fill and sand well.
- Apply quality paints or stains.
- Sand between coats as needed
- If staining Poplar, two applications of stain may be needed for depth in color and to get good coverage.
- Glazes, Gold Leaf and Antiquing are applied after paint or stain has finish coats of sealer (lacquer, etc.).
- Apply Glaze, wipe to desired coverage and apply final coat of sealer to create sheen and depth.
- Always finish a sample before starting if multi-step finishes are involved.

PAINT • GLAZE • STAIN • FAUX FINISH

Our poplar mouldings are ready to accept the finish of your choice. The ornamental overlay on our embellished poplar mouldings has the same porosity as the wood, allowing the stain to penetrate to the same depth and creating a uniform appearance. Stained poplar can match cherry, birch, maple, walnut, mahogany and many other hardwoods and softwoods..



Casings shown mitered, forming a frame for a door or window.

CA8340, CA8320 and CA8344 create beautiful charrails, too!

Ultra-Flex offers innovation for curved components, is easily installed and finished. Ultra-Flex profiles can distort if cast to a radius that is too tight. All curved components whether resin or wood take layout and thoughtful consideration to install well.



BA8440 is a matching base for CA8320 & CA8340, as shown.



BA8442 is a matching base for CA8322 & CA8342, as shown.



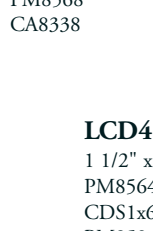
LCD4100

1 1/2" x 9 3/4"
PM8568
B442
PM529



LCD3100

1 1/2" x 6"
PM8568
CA8338



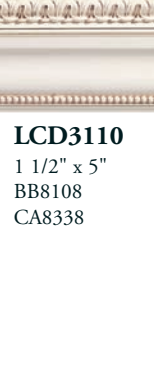
LCD4110

1 1/2" x 8"
PM8564
CDS1x6
PM8524
PM529



LCD3110

1 1/2" x 5"
BB8108
CA8338



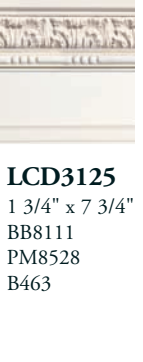
LCD4125

1 1/2" x 9 1/2"
PM8568
CDS1x6
PM8528
PM529



LCD3125

1 3/4" x 7 3/4"
BB8111
PM8528
B463



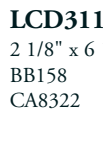
LCD4115

1 1/2" x 7 1/2"
PM8535
B401
PM529



LCD3115

2 1/8" x 6 1/4"
BB158
CA8322



LCD4130

1 1/2" x 7 3/4"
PM8558
CDS1x6
PM529



LCD3130

2" x 6"
BB8109
CA8338



1 3/8"

BB8108 Lamb's Tongue

1 3/4" x 2" / 44.5 x 50.8 mm
lips 13/16"



BB8111 Petite Acanthus Leaf

1 3/4" x 2 1/2" / 44.5 x 63.5 mm
lips 13/16"
Repeats 2 7/8"



BB8109 Ropes of Antiquity

2" x 2 1/2" / 50.8 x 63.5 mm
lips 13/16"

Ropes of Antiquity - BB8109

Imperfections are based on ancient weathered stone.



BB8120 Reed and Ribbon

1 13/16" x 2" / 46 x 50.8 mm
lips 13/16"
Repeats 4 3/4"



1 1/2"

BB8110 Running Coin

1 13/16" x 1 1/2" / 46 x 38.1 mm
lips 13/16"
Repeats 1"



BB8122 Running Leaf

1 13/16" x 2" / 46 x 50.8 mm
lips 13/16"
Repeats 2 1/4"



PM8511 Running Leaf
13/16" x 2" / 20.6 x 50.8 mm - Repeats 2 1/4"



PM8520 Running Coin
7/8" x 2" / 22.2 x 50.8 mm - Repeats 1"

3/8"



PM8522 Small Beads
9/16" x 1" / 14.3 x 25.4 mm - Repeats 1/4"

5/8"



PM8523 Large Beads
7/8" x 1 3/4" / 22.2 x 44.5 mm - Repeats 1/2"



PM8524 Small Beads
5/8" x 1" / 15.9 x 25.4 mm - Repeats 1/4"



PM8525 Large Beads
7/8" x 1 1/2" / 22.2 x 38.1 mm - Repeats 1/2"

3/8"



PM8526 Small Bead and Barrel
9/16" x 1" / 14.3 x 25.4 mm - Repeats 2 3/8"

5/8"



PM8527 Large Bead and Barrel
7/8" x 1 3/4" / 22.2 x 44.5 mm - Repeats 5"



PM8528 Small Bead and Barrel
5/8" x 1" / 15.9 x 25.4 mm
Repeats 2 3/8"



PM8529 Large Bead and Barrel
7/8" x 1 1/2" / 22.2 x 38.1 mm - Repeats 5"



PM8532 Large Laurel Leaves and Ribbons
1 1/8" x 2 3/4" / 28.6 x 69.9 mm - Repeats 8"



PM8535 Small Egg and Dart
3/4" x 1 1/2" / 19.1 x 38.1 mm - Repeats 1 3/4"



PM8536 Large Egg and Dart
1" x 2 3/4" / 25.4 x 69.9 mm - Repeats 2 5/8"



PM8540 Small Rope
5/8" x 1" / 15.9 x 25.4 mm - Repeats 3/4"



PM8541 Large Rope
7/8" x 1 1/2" / 22.2 x 38.1 mm - Repeats 1 1/4"

3/8"



PM8545 Small Rope
9/16" x 1" / 14.3 x 25.4 mm - Repeats 3/4"

5/8"



PM8546 Large Rope
7/8" x 1 3/4" / 22.2 x 44.5 mm - Repeats 1 1/4"



PM8552 Reed and Ribbon

13/16" x 2" / 20.6 x 50.8 mm - Repeats 4 3/4"



PM8560 Medium Acanthus

7/8" x 2" / 22.2 x 50.8 mm



PM8553 Reed and Ribbon

1 1/8" x 2 3/4" / 28.6 x 69.9 mm - Repeats 8"



PM8561 Small Acanthus

1/2" x 1" / 12.7 x 25.4 mm



PM8555 Acanthus with Pearls

1 3/8" x 5 1/2" / 34.9 x 139.7 mm - Repeats 4 1/2"



PM8564 Medium Lamb's Tongue

7/8" x 2" / 22.2 x 50.8 mm



PM8565 Small Lamb's Tongue

9/16" x 1" / 14.3 x 25.4 mm



PM8557 Large Rope with Pearls

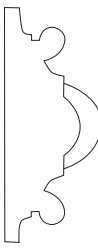
1 1/4" x 2 1/2" / 31.8 x 63.5 mm



PM8568 Running Leaf with Beads

13/16" x 2 1/2" / 20.6 x 63.5 mm

Lips 1/2" - 13/16"



PM8572 Large Rope with Pearls

1 1/2" x 3 1/2" / 38.1 x 88.9 mm

Repeats 1 3/4"

*Ropes of Antiquity PM8557, PM8558 & PM8572
Imperfections are based on ancient weathered stone.*



PM8569 Reed & Ribbon with Beads

13/16" x 2 1/2" / 20.6 x 63.5 mm

Lips 1/2" - 13/16"



PM595

5/8" x 3/4" / 15.9 x 19.1 mm

For Friezes, see page 1:7-1:9



PM8558 Medium Rope with Pearls

7/8" x 1 3/4" / 22.2 x 44.5 mm

CURVED APPLICATIONS:
"Ultra-Flex" curved parts
are available for
all patterns shown.

POPLAR IN-STOCK

SCALE: 1/4"=1"

LARGE COMBINATION DETAILS

Our Mon Reale® LCD's offer large-scale proportions for today's homes and commercial projects. We offer many styles and sizes using mouldings and carvings from our complete line. Although many of these LCD's are of a large scale, they can also be viewed as "smaller proportional elements within" the LCD. This is helpful if you need a complementary smaller cornice, or a wide frieze cornice.

Many of these LCD's utilize our Mon Reale® friezes (FR#). If you like the scale of an LCD, but you want a different frieze, just change out the frieze, and leave the rest. If you like an LCD, but you want a different crown in one part, just change that out. These examples below are to inspire you to take 30 LCD's and view them as 200 elements or more.



LCD8160 - page 1:18



LCD8166 - page 1:19

Our LCD's offer exciting embellishments and proportions. The "smaller elements within" offer complementary details, with emphasis and style changing greatly.

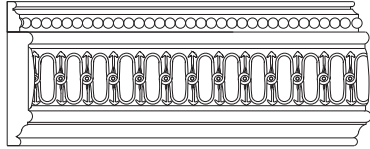


LCD8176 - page 1:20




LCD8152 - page 1:17


We offer 8 concept chairrails using a wide selection of our mouldings. See the concept and read how you can apply it to creating chairrails that fit your ornamentation & scale. The possibilities are endless. Our Mon Reale® casings, page 1:10 are also large scale, one piece chairrails.



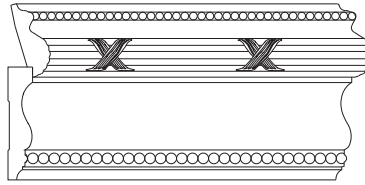
LCD 6110 13/16" x 4 3/4"
PM8522, FR8920



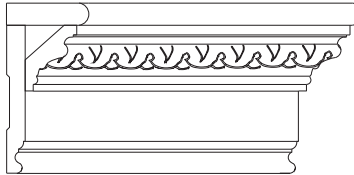
LCD 6144 1 3/4" x 5 1/4"
BB8122, CA342




LCD 6147 1 3/8" x 5 1/4"
P8568, DS1x2, PM8561




LCD 6141
PM8569, CA8338
1 3/8" x 5 7/8"



LCD 6145
B416, CM8857, DS1x4 (jobsite bullnosed)
2 3/4" x 5 3/4"



LCD 6148
PM500, FR8921
1 1/16" x 6"



LCD 6142
PM8535, DS1x6 (jobsite cut), CA324
1 3/8" x 7"



LCD 6146
PM8568, DS1x2, PM8560
1 3/8" x 6 1/4"

Concept: Choose the frieze you love and add a lipping panel mould, backband or a detail panel mould. Frieze pages 1:7-1:9

Concept: Choose a casing, and add a lipping panel mould or backband. Traditional casings with embellished additions also work wonderfully.

Mon Reale® LCD Locator

Casing	1:10 - 1:11
Baseboards	1:10 - 1:11
Chairrails	1:15
Cornices	1:14 - 1:23



LCD8136
PM8572, PM8511,
CM8801, CO703, CO704,
FR8960



LCD8138
PM8527, CA326, CM8834,
CO704, PM8557



LCD8140

Greek Revival, Colonial,
Federal, Renaissance

CM8860	CM8852
CDS1x4	FR8970
DS1x4	PM8565

CREATE YOUR OWN DESIGN
White River Hardwoods™ offers you many attractive and interesting Large Combination Details (LCDs), and shows you how to modify them to suit your needs – simply and easily. You can even create your own combinations by taking the concept of the LCD, reproducing our profiles on a copier and assembling paper LCDs to create your own designs.



LCD8142

Classical, Colonial, Federal

CM8860	CM8859
CDS1x4	FR8970
DS1x4	PM8535



LCD8144

Classical, French, Traditional

CM8860	DS1x2
CDS1x4	CM8801

LCD8146

Greek Revival, Empire,
NeoClassical, Romanesque

CM8854	CRV5063
DS1x2 Jobsite Cut	CM8823
DS1x8 Jobsite Cut	FR8920
CRV5070	

*LCD 8146 shows urns at 18" o/c.
Pricing reflects 24" o/c. Please order
more carvings if you wish closer
spacing.*





LCD8148

Classical, Empire, Traditional

CM8825	CRV5169
DS1x8	PM8568

LCD 8148 shows Rosettes at 8" o/c. Pricing reflects 12" o/c. Please order more carvings if you wish closer spacing

LCD8150

Greek Revival, Colonial, Classical

CM8860	BB156
CDS1x4	FR8923
DS1x6	PM8526



LCD8152

Classical, Georgian, Romanesque

CM8812	CDS1x4
CDS1x4	DS1x4
DS1x6	CM8859
CRV5123	FR8955
CRV5093	



Note Decorative Carvings

LCD8152 shows CRV5123 & CRV5093 at 4 1/2" o/c. Prices reflect these at 6" o/c. Please order more carvings if you desire closer spacing.

To allow your client to focus on the shape of our LCD's, cover the left hand side where the mouldings are shown stacking up. This allows the LCD to be viewed from the right hand side where depth and shape are created.



LCD8154

French, Empire, Traditional

CM8801	CO702
CO703	PM8569



LCD8156

English Tudor, Georgian,
Colonial, Italian

CM8834	BB156
CDS1x4	FR8968
DS1x6	PM8522

LCD8158

Classical, Greek, Federal, Baroque

CM8823	CRV5072
DS1x4	DS1x6 Jobsite Cut
DS1x6 Jobsite Cut	BB8108
CO723	FR8954
CRV5125	

LCD8158 shows CRV5125 at 18" o/c. Prices reflect these at 24" o/c. Please order more carvings if you desire closer spacing. This LCD is also great with CRV5125 only.



LCD8160

Colonial, Federal, Italian

CR810	CM8823
CDS1x4	FR8971
DS1x4	

LCD8162

Classical, French, Victorian

CM8820	BB8120
CDS1x4	FR8921
DS1x6 jobsite cut	





LCD8164

Empire, Greek Revival, Colonial,
Federal, Byzantine

CM8834 CM8857
CDS1x4 FR8958
DS1x4



LCD8166

Georgian, Victorian, Colonial

CM8823 CM8854
CDS1x4 DS1x4
DS1x6 PM8560



LCD8168

English Tudor, French,
Italian, Baroque

CM8810 BB156
CDS1x4 FR8965
DS1x6

DESIGNS THAT HAVE STOOD THE TEST OF TIME

Throughout history, embellished mouldings have served as artistic expressions of cultures, religions, philosophies and even empires. From the earliest Mediterranean, Celtic and Asian civilizations to the 21st Century, architectural details have added warmth and interest to private homes and public buildings alike.

Those varied influences have melded over time into the finest modern expression of classical ideals in ways that complement virtually any style of architecture and decor. Today, architects, designers and builders can incorporate classically inspired designs – designs that have stood the test of time – with ease and affordability. All they need is embellished hardwood mouldings and woodcarvings by White River™.

Good Proportions

Ceiling heights	Crown	Case	Base	Chairrail
8'	3 1/2-5 1/2"	3 1/2-4 1/2"	5-8"	3-6"
9'	5 1/2-10"	4-5"	8-10"	4-6 1/2"
10'	10-20"	4-6 1/2"	8-10"	4-7"
12'	10-20"	5-7"	8-12"	4-7"
16'	18-25"	5-7"	8-12"	4-7"
20'	18-34"	5-7"	8-12"	4-8"

WR Mon Reale® Large Combination Details

1:20 Poplar In-Stock



LCD8170

Empire, Colonial, Regency,
Romanesque

CM8810	CM8823
DS1x2	FR8954

Ultra-Flex offers innovation for curved components, is easily installed and finished. Ultra-Flex profiles can distort if cast to a radius that is too tight. All curved components whether resin or wood take layout and thoughtful consideration to install well.

LCD8172

Classical, Georgian,
Byzantine, Romanesque

CM8860	CM8808
CDS1x4	DS1x2
DS1x6	FR8955



LCD8174

Colonial, Empire, Federal,
Renaissance, Classical

CM8856	DS1x4
DE171	PM8560

LCD8176

Federal, Empire, Colonial,
Baroque

CM8860	CM8854
CDS1x4	BB8110
DS1x6	FR8958



WHAT TO CONSIDER WHEN SELECTING YOUR MOULDINGS
Desired Style of Interior • The Value Placed on a Well-Moulded Interior
The Room Sizes, Ceiling Heights and Shapes of Both
Whether Mouldings are Bold (masculine) or Delicate (feminine)
Barriers that Dictate Where Trim Can or Cannot Be Used
(air vents, electrical outlets, tall windows, odd wall or ceiling shapes)
Your Budget and How to Use It • Contrast of Wall, Ceiling and Trim Colors



LCD8178

English, French Country,
Colonial, Federal Victorian

CM8852

FR8957

LCD8180

Greek Revival, Colonial,
Classical, Romanesque

CM8801

PM8565

DE173

DS1x8

PM8535



LCD8182

Colonial, Georgian,
Victorian, Italian

CM8820

BB8111

CO703

FR8968

CO702

LCD8184

Colonial, Federal, Traditional

CM8810

PM8565

DS1x2 Jobsite Cut

B463

DE169



PROPORTIONAL MOULDINGS ENHANCE YOUR ROOM SIZE

Contrary to the commonly held misconception that large-scale mouldings make a room seem small, they actually enhance room scale and proportion and add impact, creating a sense of loftiness. On low ceilings (8'-9') large crowns actually appear to support and define the ceiling, thus increasing the feeling of height. Tall baseboards, wide casings and ornate chairrails add eye-catching architectural elements that foster interest and engage the attention of whomever is in the room.



LCD8186

English, French
 Country, Colonial,
 Empire, Victorian,
 Federal

CM8856

DS1x2

FR8957

To allow your client to focus on the shape of our LCD's, cover the left hand side where the mouldings are shown stacking up. This allows the LCD to be viewed from the right hand side where depth and shape are created.

LCD8188

Victorian, Federal, Georgian,
 French

CM8823

BB8110

CO703

FR8971

CO704



LCD8190

Federal, Georgian, Colonial,
 Byzantine, Romanesque

CM8859

DS1x4 Jobsite Cut

CDS1x4

CM8820

DS1x6

DS1x6

CO723

BB155

MB192

FR8954

LCD8190 shows MB192 at 5" o/c. Pricing reflects 6" o/c. Please order more MB192 if you desire closer spacing.



Note Detail



LCD8192

French, Victorian,
English-French Country

CM8812	CO702
CO703	FR8960



LCD8194

Classical, Italian, Baroque

CM8830	CO702
CO703	PM8557



LCD8196

Classical, Colonial, English-French
Country, Victorian

CM8860	BB156
CDS1x4	FR8956
DS1x6 Jobsite Cut	PM8535



LARGE COVE DETAIL -
CM8810, CO703, CO704,
PM8529, DS1x4, CM8857

AN UNBELIEVABLE REMODEL -
Ceiling and Crown starting at top -
PM8525, PM8553, FR8953,
PM8535, CM8801, BB8122,
FR8965, CR882
Window Shelf - PM593, CM8808
All Curved Work is Ultra-Flex

